

# Human CDH17/Cadherin 17 Protein

Cat. No. CDH-HM217

## Description

<b>Source</b>	Recombinant Human CDH17/Cadherin 17 Protein is expressed from HEK293 with hFc tag at the C-Terminus. It contains Gln23-Met787.
<b>Accession</b>	Q12864
<b>Molecular Weight</b>	The protein has a predicted MW of 111.73 kDa. Due to glycosylation, the protein migrates to 113-135 kDa based on Bis-Tris PAGE result.
<b>Endotoxin</b>	Less than 1EU per $\mu\text{g}$ by the LAL method.
<b>Purity</b>	> 95% as determined by Bis-Tris PAGE > 95% as determined by HPLC

## Formulation and Storage

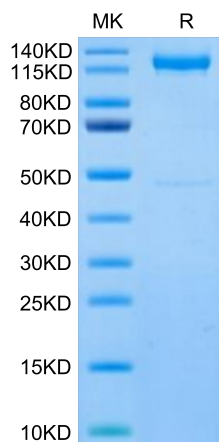
<b>Formulation</b>	Lyophilized from 0.22 $\mu\text{m}$ filtered solution in PBS (pH 7.4). Normally 8% trehalose is added as protectant before lyophilization.
<b>Reconstitution</b>	Centrifuge the tube before opening. Reconstituting to a concentration more than 100 $\mu\text{g}/\text{ml}$ is recommended. Dissolve the lyophilized protein in distilled water.
<b>Storage</b>	-20 to -80°C for 12 months as supplied from date of receipt. -80°C for 3 months after reconstitution. Recommend to aliquot the protein into smaller quantities for optimal storage. Please minimize freeze-thaw cycles.

## Background

Liver-intestine cadherin (CDH17) has been known to function as a tumor stimulator and diagnostic marker for almost two decades. In vivo studies showed CDH17 knockout resulted in apoptotic PC tumor death through activating caspase-3 activity. Taken together, CDH17 functions as an oncogenic molecule critical to PC growth by regulating tumor apoptosis signaling pathways and CDH17 could be targeted to develop an anti-PC therapeutic approach.

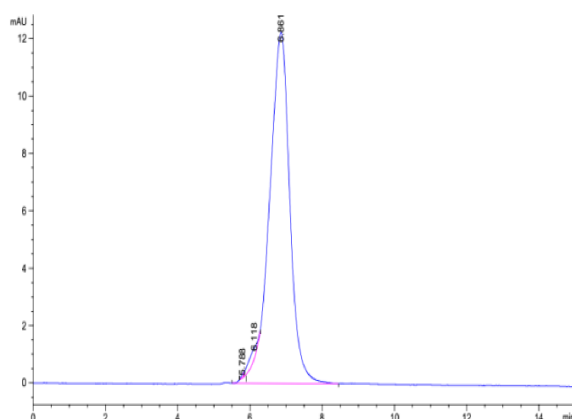
## Assay Data

### Bis-Tris PAGE



Human CDH17 on Bis-Tris PAGE under reduced condition. The purity is greater than 95%.

### SEC-HPLC



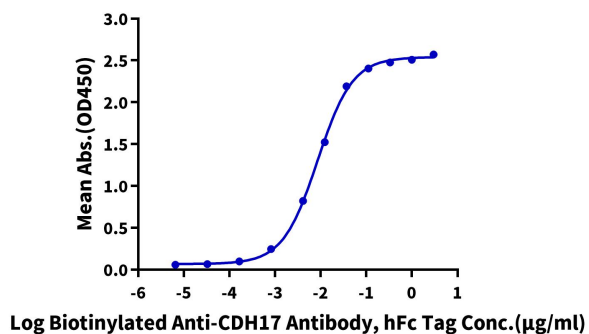
The purity of Human CDH17 is greater than 95% as determined by SEC-HPLC.

Assay Data

ELISA Data

Human CDH17, hFc Tag ELISA

0.05µg Human CDH17, hFc Tag Per Well



Immobilized Human CDH17, hFc Tag at 0.5µg/ml (100µl/well) on the plate. Dose response curve for Biotinylated Anti-CDH17 Antibody, hFc Tag with the EC50 of 8.6ng/ml determined by ELISA.